

now in smaller, 2-way, point-source designs for high-level foreground music, under-balcony, zone-fill and vocal-range floor monitor applications

for lower distortion and improved vocal clarity compared to conventional foreground/fill models; also provides consistent mid/high sonic character compared to that of RoomMatch full-range and other RoomMatch Utility models

allows use for high-quality background/foreground music and zone-fill applications that require excellent audio, minimal physical size, and high design aesthetics

gives wide, even coverage, allowing vertical or horizontal mounting with no change in coverage pattern.

with 1.5-inch long-excursion voice coil extends response to 90 Hz for lowest vocal range

- deliver the performance required for most demanding applications in an ultra-compact enclosure design

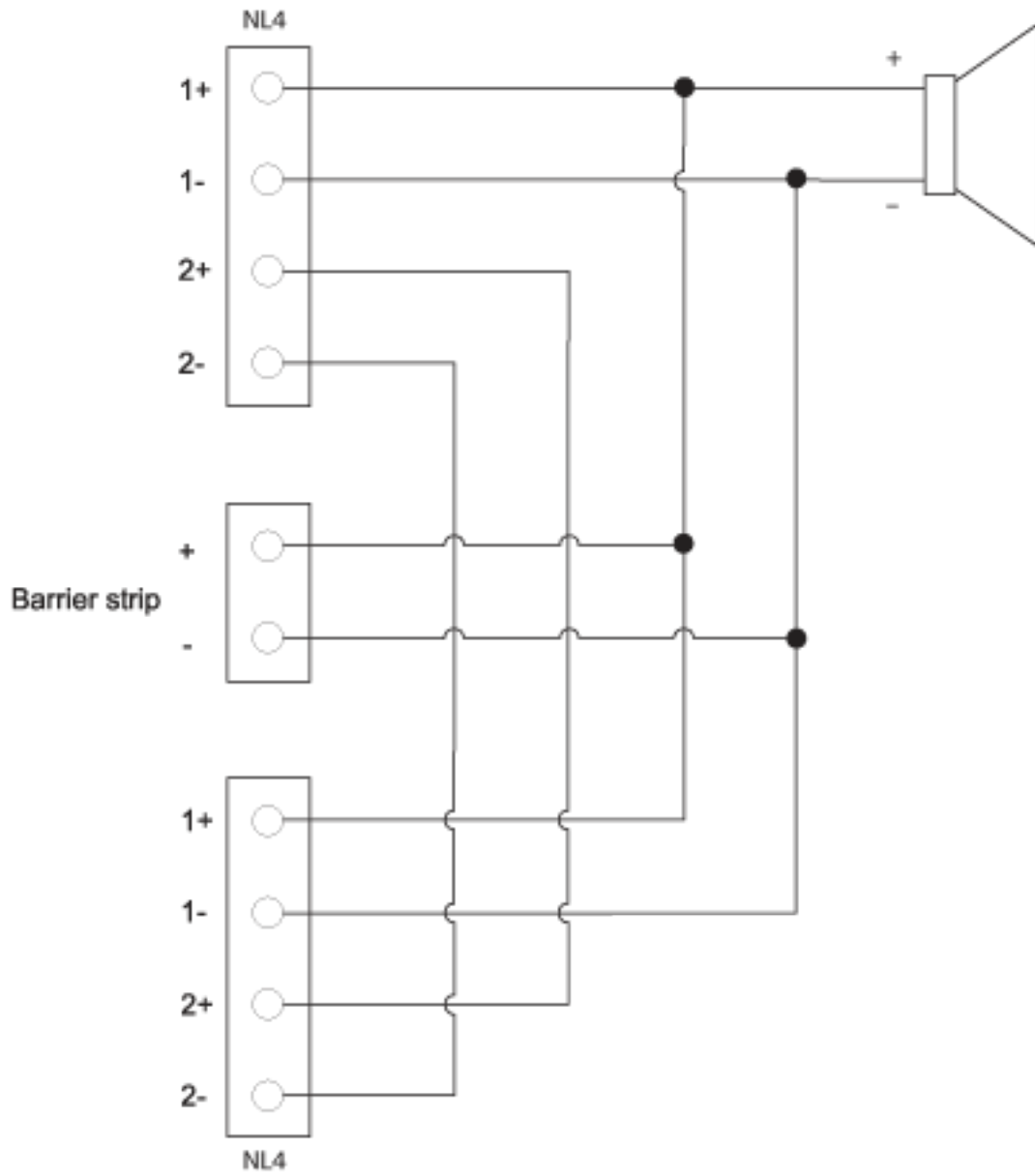
- Rear enclosure panel also includes 2 x M6 threaded inserts with 3-inch (75 mm) spacing to accept third-party accessory mounting brackets


The RoomMatch Utility RMU105 ultra-compact foreground/fill loudspeaker is intended for use in high-quality background/ foreground music and zone-fill applications that require excellent audio, minimal physical size and high design aesthetics. The design features a single Bose® EMB2 compression driver to provide mid/high frequency voicing similar to that of RoomMatch full-range array modules and all RoomMatch Utility models. A single 5.25-inch woofer provides vocal-range output, and a 100° x 100° high-frequency horn provides consistent coverage with either vertical or horizontal mounting.


System Performance	
Frequency Response (+/-3 dB) ¹	100 Hz - 16 kHz
Frequency Range (-10 dB)	90 Hz - 16 kHz
Recommended High-Pass Protection Filter	90 Hz with minimum 12-dB /octave filter
Nominal Coverage Pattern (H x V)	100° x 100° (rotatable high-frequency horn)
Crossover Type	passive (20 kHz crossover frequency)
Performance - Frequency Test	
Power Handling, long-term continuous	100 W
Power Handling, Peak	400 W
Sensitivity (SPL /1 W @ 1 m) ²	90 dB
Calculated Maximum SPL @ 1 m ³	110 dB
Calculated Maximum SPL @ 1 m, peak ⁴	116 dB
Drivers	
Low Frequency	1 x Bose LF5 high-excursion 5.25-inch woofer (1.5-inch voice coil)
High Frequency	1 x Bose EMB2 extended-midband high-frequency compression driver (2-inch voice coil)
Nominal Impedance	8
Physics	
Finish	Two-part spray polyurethane coating, black or white
Grille	18-gauge (1.2 mm) perforated steel, powder-coated finish, black or white
Environmental	Indoor use only
Connectors	2 x Neutrik® NL4 and 1 x barrier strip, wired parallel
Suspension /Mounting	2 x M6 threaded inserts (1 each side) for U-bracket; 2 x M6 threaded inserts on rear surface (75 mm, 2-bolt pattern)
Dimensions	6.0" H x 12.0" W x 7.3" D (152 mm x 304 mm x 185 mm)
Net Weight	12 lbs (5.4 kg) /15 lbs (6.8 kg) with U-bracket
Shipping Weight	xx lbs (yy kg)




S







BOSE[®]

TEC

240

270

Division

