

oo atc 218
VLF-subwoofer module louds ea er



oo atc 218
VLF-subwoofer module loudspeaker

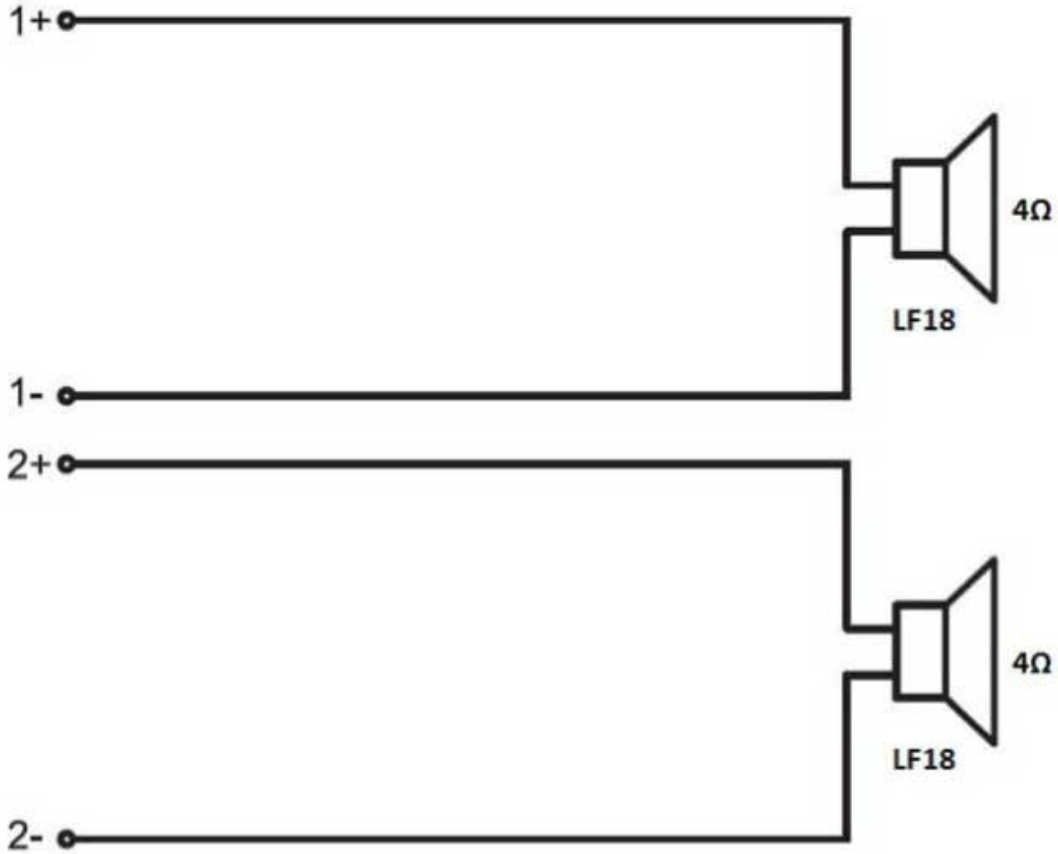


⁴ Bose extended-lifecycle test using pink noise filtered to meet IEC268-5, 6-dB crest factor, 500-hour duration.
AES standard component power handling test: pink noise in 25-250 bandpass, 6-dB crest factor, 2-hour duration.

TECHNICAL DATA SHEET

oo atc 218
VLF-subwoofer module louds ea er

rn Data

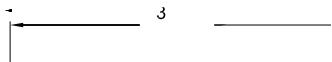


oo atc 218
VLF-subwoofer module louds ea er

BOSE[®]

ec an cal D a ra s

TEC

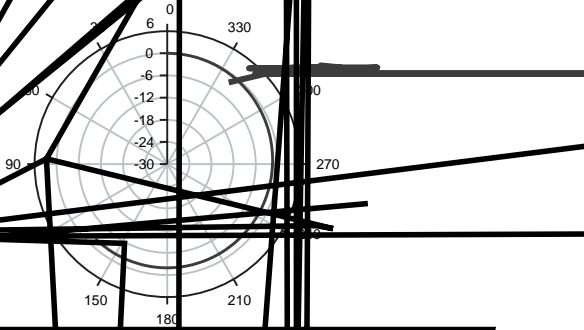


Front View

oo atc 218
VLF-subwoofer module louds ea er
or ontal lots

BOSE[®]

TECHNICAL DATA SHEET



Characteristics and Features

The subwoofer array module loudspeaker shall contain two (2) 18-inch high-excursion cone transducers with 4.5-inch voice coils. The low-frequency drivers shall be loaded into a V-baffle design enclosure with large center port.

The array module subwoofer shall meet the following performance specifications: On-axis system frequency response shall be 25 Hz to 250 Hz (-10 dB). The module sensitivity shall be 96 dB SPL in free field and 102 dB SPL in half-space loading with 1 W input. Maximum continuous output shall be 130 dB SPL in free field and 136 dB SPL in half space loading. Maximum peak output shall be 136 dB SPL in free field and 142 dB SPL in half space loading. Each 18-inch transducer shall have a long-term power handling rating of 750 W (using IEC 268-5 pink noise, 6-dB crest factor, for 500 hours, with recommended EQ) and a nominal input impedance of 4 ohms.

The subwoofer module loudspeaker enclosure shall be constructed of 13-ply Baltic birch plywood, protected by a two-part polyurethane coating. The transducers shall be protected by an 18-gauge (1.2 mm) perforated steel grille with powder coated finish. Input connectors shall be two (2) parallel-wired Neutrik® NL4 Speakon® connectors, which shall be wired to provide discrete amplifier channel drive to each transducer. The finish will be black (paintable).

Loudspeaker dimensions shall be 21.0 x 37.0 x 41.5 in (534 x 940 x 1055 mm) and net weight shall be 203 lbs. (92.1 kg). An optional accessory side-plate rigging kit (RMSFLY) is available to facilitate integrating the RMS218 subwoofer with full-range modules. The net weight of the subwoofer module increases to 248 lbs. (112.5 kg) when the RMSFLY kit is installed.

The subwoofer array module loudspeaker shall be the Bose® RoomMatch® RMS218.

Additional Notes

- Measurement:** Measured at 10 m. Responses are timewindowed and processed to eliminate room effects, approximating an anechoic environment
- Frequency Response:** 1/10 octave band smoothed response with recommended active EQ
- Vertical Polar Plots:** 1/3 octave band smoothed polar responses with recommended active EQ applied to the module